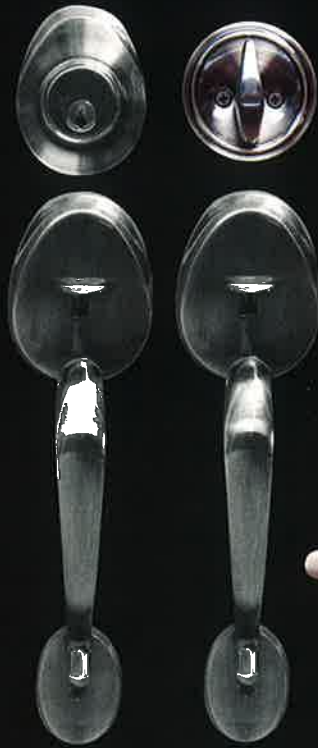


JENBERG™

ENTRANCE HANDLESET



HT19



HU27

DEADBOLT



D21



D22



D23

Aster Lai
Business Development Manager
+6013 208 8092
aster@msbuildershardware.com
www.msbuildershardware.com

2017

2013

JENBERG™
Maximum Security

MS BUILDERS HARDWARE SDN BHD (754175-M)
16, Jalan Utama 2/26 Taman Perindustrian Puchong Utama
47100 Puchong Selangor Darul Ehsan
tel: +603 8061 0511 fax: +603 8061 0551
Penang tel/fax: 013 208 8051 JB tel: 012 709 1682

Pe
Email: inf



Cylindrical
Knob



Mortice
Locksets



Hotel
Locks



CCTV
Camera



Car Park
Guidance

com





MORTICE LOCK

B40 Sliding Lock



B50 Roller Lock



B62 Entrance




B68 Storeroom



B69 Passage



HANDLE ON PLATE



D33



D06



D01



STAINLESS STEEL LEVER HANDLE - LG Series



LG01



LG02



LG07



LG10



LG12



LG13

PROFILE CYLINDER



W9000

64 Bit Encryption Code
Electronic Key




02



03



04



05



CS



CM



STAINLESS STEEL LEVER HANDLE - LS Series



LS02



LS27



LS42



LS56



L100



L149



L156



L175



L607



L611



L621



L628

STAINLESS STEEL PULL HANDLE



PH172-9SS



PH604AB



PH20488SS+WN



PH20488PSS+SS



PH414-MB



PH2023SS+W



PH2023SS+WN



PH415-MB



PH643PB+WN

ELECTRONIC LOCK



Digital Lock

Thumb Print



Card



JENBERG™

CYLINDRICAL LOCK

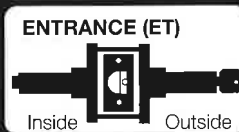


C3001

Specifications:

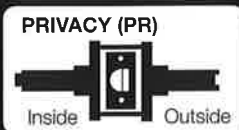
- For commercial and residential use
- Solid brass 5 pin tumbler cylinder
- Backset 60mm or 70mm
- Fit door thickness 35-45mm
- Solid Steel Guard Latch

Function



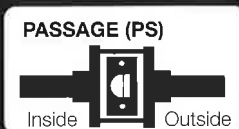
ENTRANCE (ET)

- For entrance and dormitory door
- To lock push inside button. To unlock either turn inside handle or operate with key outside



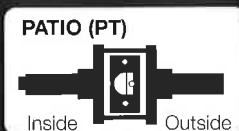
PRIVACY (PR)

- For bathroom or other privacy doors
- To lock turn inside thumb turn
- To unlock either turn inside thumb turn or insert a coin and turn on the emergency slot outside



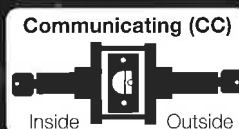
PASSAGE (PS)

- For passage door does not require locking/security
- Either side operates latch bolt at all time



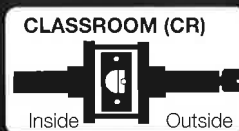
PATIO (PT)

- For exit door with limited entry
- Inside button automatically release when shutting the door



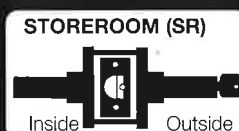
COMMUNICATING (CC)

- For communicating or store entrance doors
- Either handle operate latchbolt except lock by key either side



CLASSROOM (CR)

- For classroom or other public access door
- Latch bolt lock and unlock by key outside
- Outside handle operate latch bolt except when lock by key outside



STOREROOM (SR)

- For storeroom and exit door
- Latch bolt automatically deadlocked when door is closed
- Latch bolt operated by handle inside or key outside

TUBULAR LOCK

Specifications:

- For commercial and residential use
- Solid brass 5 pin tumbler cylinder
- Conceal screw fixing on rose
- Latch fully retract at 45°
- Adjustable backset 60/70mm
- Fit door thickness 35-45mm



TL61



TL71



TL72



TL81

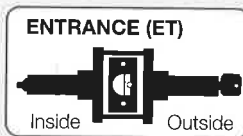


TL82



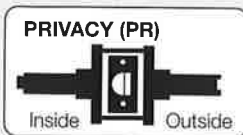
TL83

Function



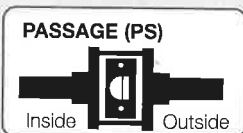
ENTRANCE (ET)

- For entrance and dormitory door
- Lock and unlock either by turning inside thumb turn or key outside



PRIVACY (PR)

- For bathroom or other privacy doors
- To lock turn inside thumb turn
- To unlock either turn inside thumb turn or a insert a coin and turn on the emergency slot outside



PASSAGE (PS)

- For passage door does not require locking/security
- Either lever operates latch bolt at all time

ACCESSORIES

Butt Hinge



Dimension (H x W x T)
4.0" x 3.0" x 2.0mm
5.0" x 3.5" x 2.5mm

Ball Bearing Hinge



Dimension (H x W x T)
4.0" x 3.0" x 2.0mm
5.0" x 3.5" x 2.5mm



DB001
Auto Bolt



DB005
Flush Bolt



DB010
Indicating Bolt



DB012
Brass Ball Catch



DG003
Door Guard



DG005
Eye Viewer



RB033
Rebated Part



RB034
Rebated Part



DH004
Magnetic Door Stopper



DH010
Semisphere Door Stopper



DH016
Door Stopper



DH020
Door Stopper With Hook



HF-024
Oval Flush Pull



HF-029
4" x 2" Flush Pull



HF-030
Ring-Pull



DS001
Door Selector



DOOR CLOSER

Specifications:

- Non-handed universal design
- Applicable to standard, top jamb and parallel arm installation
- Designed to BS EN1154:1997 specification
- Optional back check and hold open function
- Tested to 300,000 cycles

D70 Standard Arm



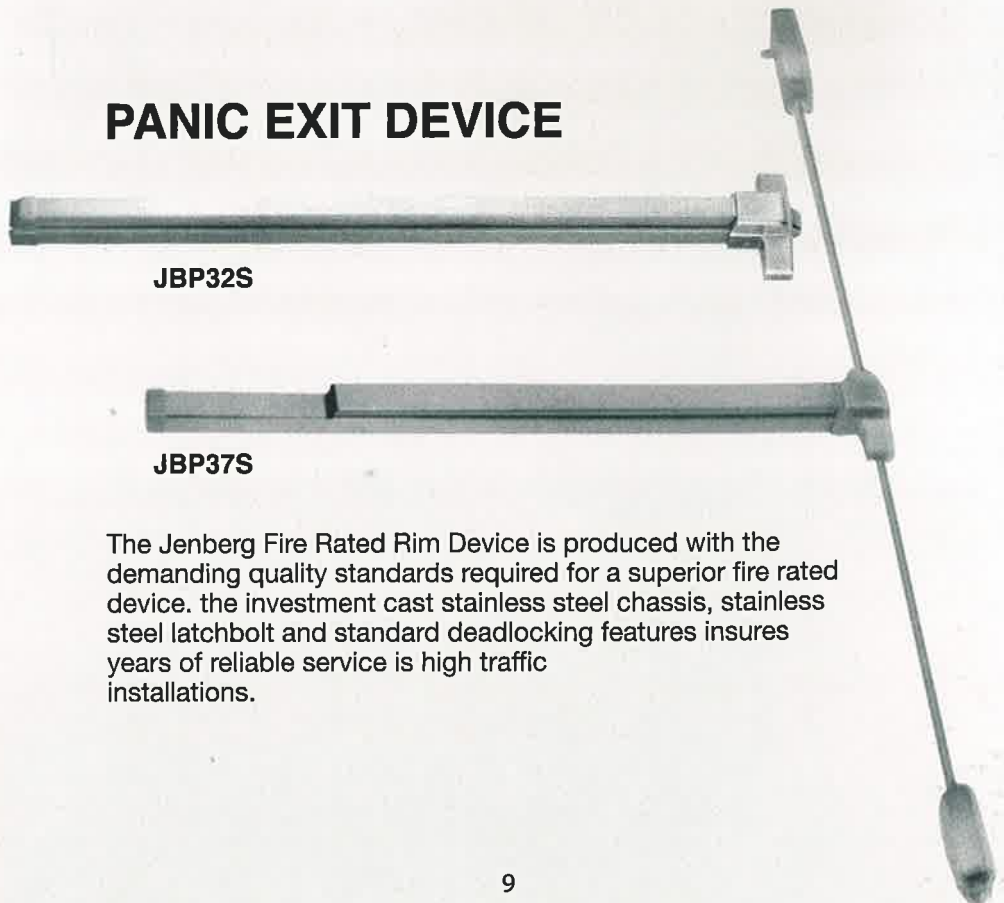
D80 Slide Arm



D90 Concealed Arm



PANIC EXIT DEVICE



JBP32S

JBP37S

The Jenberg Fire Rated Rim Device is produced with the demanding quality standards required for a superior fire rated device. the investment cast stainless steel chassis, stainless steel latchbolt and standard deadlocking features insures years of reliable service is high traffic installations.